

HORSE FAIRENTRY INSTRUCTIONS

Go to <http://lcc4hfair.fairentry.com>

If you have used FairEntry before, please log in. If you have not, please create a profile

2022 Lewis & Clark County 4-H Fair

Animal ID is currently **Closed**
Registration dates: 1/1/0001 - 1/1/0001

Registration is currently **Open**
Registration dates: 4/21/2022 - 6/27/2022
[Exceptions may apply](#) [View Details](#)

Welcome to the Lewis & Clark County Fair registration page. You can view the [2022 Exhibitor's Handbook here](#)

*Please contact your club leader for a Fairbook.

Registration due Monday, June 27th by 10:59 p.m.

Payment due Monday, June 27th by 5:00 p.m. at the Extension Office or 10:59 p.m. online. You can pay online at the following link bit.ly/lcc4hpay

Keep in mind that age divisions are as of October 1, 2021. You will need to know this when picking the correct classes.

Cloverbud- ages 5 to 7
Junior- ages 8 to 13
Senior- ages 14 and older

Disclaimer: Record books are required to be checked by project leaders prior to May 31st. FairEntry fees will not be refunded if record books were not completed and signed off by project leaders by May 31st. Please contact your club or project leader for more information.

FairEntry Exhibitor, Staff Sign-In

FairEntry

✉ lewisclark@montana.edu

🔒

Sign In with FairEntry

[Forgot your password?](#)

Click register exhibitor

2022 Lewis & Clark County 4-H Fair Foust ▾

Exhibitors Entries Payment \$0.00

Exhibitors being registered

There are 0 exhibitors in the process of being registered [+ Register an Exhibitor](#)

Previously Registered Exhibitors

The registration information for an Exhibitor in this list cannot be edited but you can add new Entries.

FairEntry © 2022 RegistrationMax LLC

Click register Individual

2022 Lewis & Clark County 4-H Fair Foust ▾

Exhibitors Entries Payment \$0.00

Do you want to register an **Individual**?

Individual

FairEntry


© 2022 RegistrationMax LLC


If you used FairEntry last year the youth members that were registered last year will show up.


To register a new child click create an exhibitor form scratch


2022 Lewis & Clark County 4-H Fair Foust ▾


Exhibitors Entries Payment \$0.00

 Foust, Lexi
6/11/1995 - Age 26

 Foust, Sibling 1
4/05/2012 - Age 10

 Foust, Sibling 1
3/02/2012 - Age 10

 Foust, Sibling 2
3/09/2011 - Age 11

 Foust, Sibling 3
7/09/2015 - Age 6

- OR -

FairEntry

© 2022 RegistrationMax LLC

Enter the youth members information and then click continue

The screenshot shows the 'New Individual Exhibitor' form overlaid on a background page for the '2022 Lewis & Clark County 4-H Fair'. The form has a blue header and contains the following fields:

- First Name (Required):** Text input field with placeholder 'First Name'.
- Last Name (Required):** Text input field with placeholder 'Last Name'.
- Birthdate (Required):** Date picker showing '04/17/2013'.
- Grade (Optional):** Dropdown menu showing '4th Grade'.

At the bottom of the form are 'Cancel' and 'Continue' buttons. The background page shows a navigation bar with 'Exhibitors' selected, a 'FairEntry' logo, and a '\$0.00' amount.

Enter contact info and hit continue

The screenshot shows the 'Contact Info' step of the exhibitor registration process. The top navigation bar includes 'Exhibitors', 'Entries', and 'Payment', with '\$0.00' on the right. A progress indicator shows five steps: 1. Personal Details, 2. Contact Info (current), 3. Address, 4. Questions, and 5. Review.

On the left, a profile card displays 'Last Name, First Name', '4/17/2013 • Grade: 4', and a 'Delete this Exhibitor' button.

The main form area is titled 'Contact Info' and contains the following fields:

- Home Phone Number (Required):** Text input with '406-447-8346'. Format: `###-###-####` or `#####`.
- Email Address (Optional):** Text input with 'youremail@email.com'. Format: `name@website.com`.
- Cell Phone Number (Optional):** Text input with '406-447-8346'. Format: `###-###-####` or `#####`. Below the field is a note: 'Specify your cell phone number (and cell phone provider) if you want to receive SMS Text messages about your FairEntry records.'
- Cell Phone Carrier (Optional):** Dropdown menu with 'Verizon' selected.

A 'Continue' button is located at the bottom right of the form.

Enter your address information.

Once you have entered an address the next youth member you register you will have the option to copy the address

Click continue

Exhibitors Entries Payment

Contact Info saved

Last Name, First Name
4/17/2013 • Grade: 4
#2
[Delete this Exhibitor](#)

Personal Details Contact Info **Address** Questions Review

The exhibitor's address is very important!
If this exhibitor will be receiving checks from the fair, those checks will be mailed to the address entered here.

100 West Custer
Helena, MT
59602 [Copy](#)

Address (Required)

Address continued (Optional)

City (Required)

State (Required)

Postal Code (Required)

Last Name, First Name
4/17/2013 • Grade: 4
#2
[Delete this Exhibitor](#)

Personal Details Contact Info **Address** Questions Review

The exhibitor's address is very important!
If this exhibitor will be receiving checks from the fair, those checks will be mailed to the address entered here.

100 West Custer
Helena, MT
59602 [Copy](#)

Address (Required)

Address continued (Optional)


City (Required)

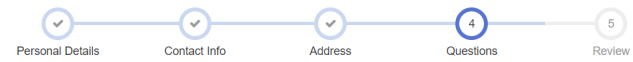
State (Required)

Postal Code (Required)

[Continue](#)

Choose the correct member age. If you are only doing the horse project, you can click the exact same answers as shown

 Last Name, First Name
4/17/2013 • Grade: 4
#2
[Delete this Exhibitor](#)



Questions

1. Are you a Cloverbud or Junior/Senior member?
*Required

Cloverbud [\$10.00] (500 spots available)
 Junior/Senior Member [\$25.00] (500 spots available)

2. By checking this box I agree that I had all of my record books checked for the projects I plan to enter into fair prior to May 31st. I understand that if I did not have my record book checked by my project leader or overall indoor or outdoor leader I am not eligible to enter that project into fair.

I had all of my project books checked off prior to May 31st
 I did not have all my project books checked off prior to May 31st

3. Will you need a pen, if yes for which animal?
*Required

Beef
 Dairy
 Goat
 Poultry
 Rabbit
 Sheep
 Swine
 I'm not entering an animal into fair

4. How many pens do you need for each species?

| | |
|------------------------------------|----------------------|
| Beef | <input type="text"/> |
| Goat | <input type="text"/> |
| Sheep | <input type="text"/> |
| Swine | <input type="text"/> |
| Dairy Cattle | <input type="text"/> |
| I'm not entering an animal at fair | N/A |

5. I would like to share a pen with ...

Once you have filled out the questions,
please enter exhibitor and parent/guardian
initial and date and click continue

5. I would like to share a pen with...

MARKET ANIMAL DRUG WITHDRAWAL FORM

In regard to the use of animal health aids, growth promotants or other livestock substances, I am aware that:

- Chemical substances used in livestock production, disease prevention or disease control have approved withdrawal times before slaughter;
- Information on specific use and withdrawal times can be found on product labels for those drugs approved for use on livestock;
- Tranquilizers and other non-approved substances are strictly prohibited for use on food animals.
- Violation of approved usage of animal substances may be prosecuted.

Therefore, I certify that the animals I bring to this show have: (Must check ONLY one) Please choose which number applies to you on the next question

- 1) While in my ownership, never been given any substance which required a withdrawal time before slaughter
- 2) Complied with legal withdrawal times in the use of one or more approved chemical substances for animal health, growth promotion or other livestock management practice and have never used a substance which is not approved for use on animals
- 3) I'm not entering an animal into fair

7. Please refer to the content above to answer this question

*Required

8. I understand that I'm only allowed to sell two animals at the Livestock Sale

*Required

- I agree
 I disagree
 I'm not selling an animal at the Livestock Sale

9. Exhibitor Initials and Date

*Required

AB 6/3/2022

10. Parent/Guardian Initials and Date

*Required

CB 6/3/2022

Continue →

Review the information and if it's correct
click continue to entries

2022 Lewis & Clark County 4-H Fair Foust

Questions saved \$0.00

Exhibitors **Entries** Payment

Last Name, First Name
4/17/2013 • Grade: 4
#2
[Delete this Exhibitor](#)

Personal Details Contact Info Address Questions **Review**

Please review the exhibitor registration. [Continue to Entries](#)

| Personal Details | | Contact Info | |
|------------------|------------|--------------------|---------------------|
| First Name | First Name | Email | youremail@email.com |
| Last Name | Last Name | Home Phone | 406-447-8346 |
| Birthdate | 4/17/2013 | Cell Phone | 406-447-8346 |
| Gender | | Cell Phone Carrier | Verizon |

Address [Edit](#)

Click add an entry

2022 Lewis & Clark County 4-H Fair Foust

Exhibitors **Entries** Payment \$25.00

There are 0 entries belonging to 1 exhibitor in this invoice.

[Register another Exhibitor](#)

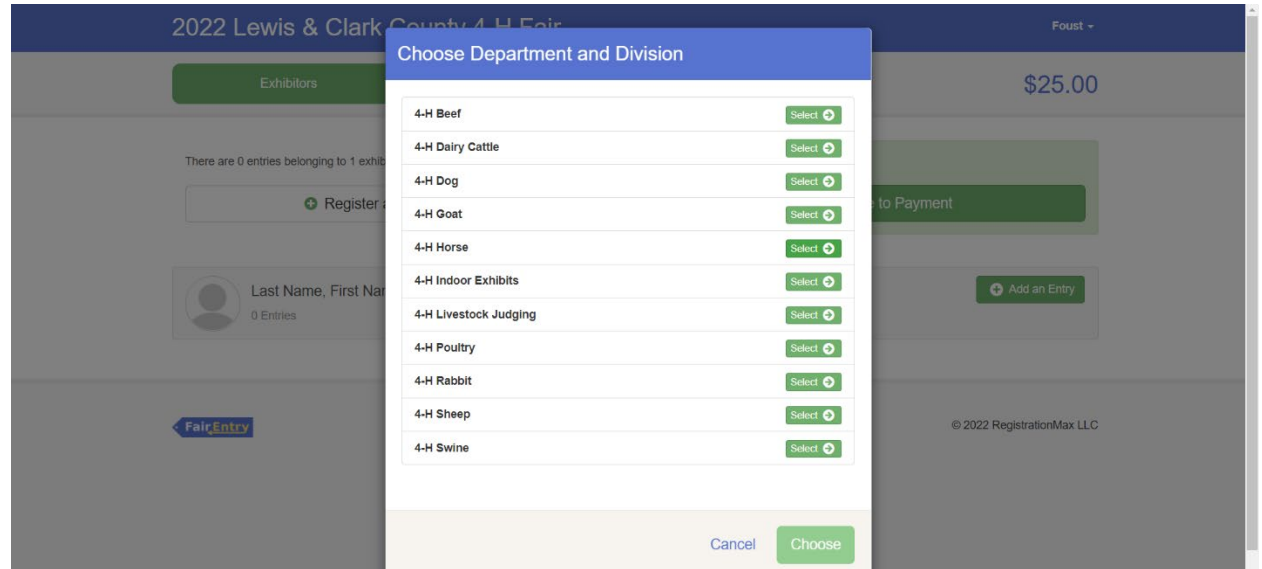
Everything looks good!
[Continue to Payment](#)

Last Name, First Name
0 Entries [Add an Entry](#)

[Fair Entry](#) © 2022 RegistrationMax LLC

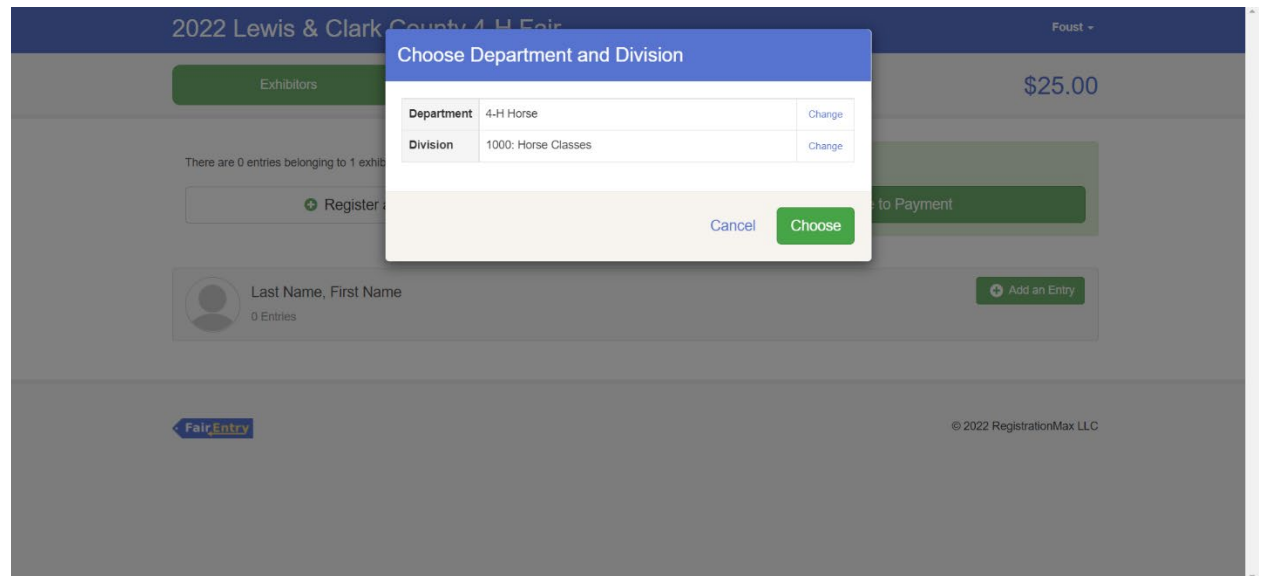
Select 4-H Horse Department

*Please refer to the fair exhibitor's handbook on class quantity restrictions

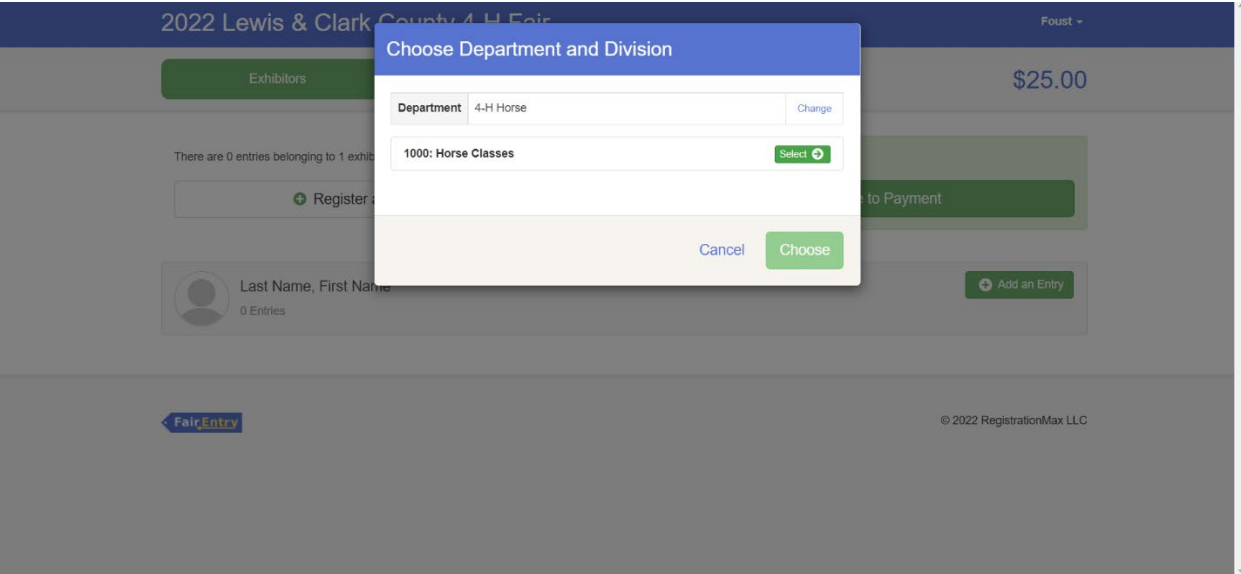


Select the correct Division

The following example is for 1000: Horse classes for 2 horses



Click select and then click choose



First you need to add your club by clicking the blue change button in the club box

| | | |
|-----------------------|--|--------|
| Exhibitor | First Name Last Name Individual | Change |
| Department / Division | 4-H Horse / 1000: Horse Classes | Change |

Make your Club, Animal, and Class selections to continue. Continue

Club Change

No Club (Open)

When entering into an Open Class, your club selection will be treated as *No Club (Open)*.

Animal(s) Add Animal

Allowed Animal Types:

- Horse

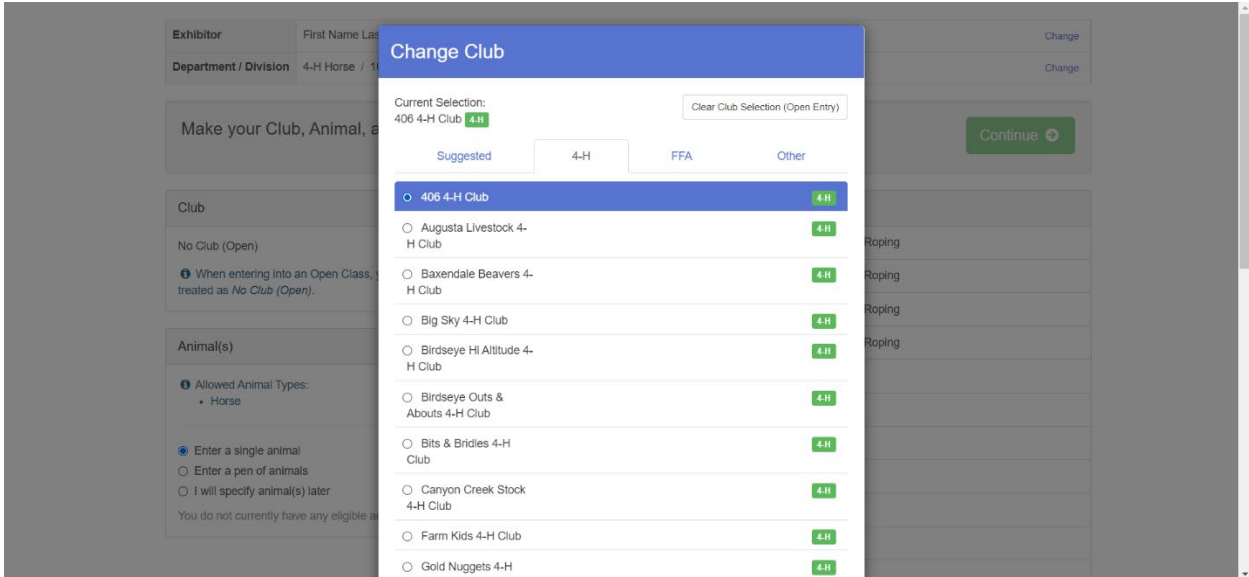
Enter a single animal
 Enter a pen of animals
 I will specify animal(s) later

You do not currently have any eligible animals.

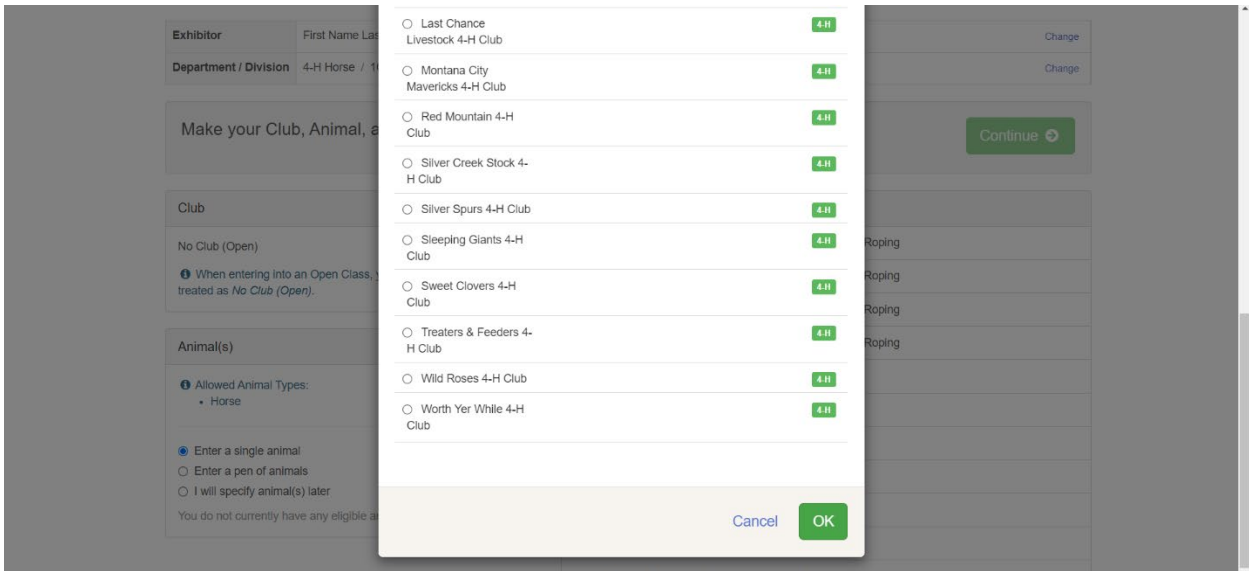
Class or Classes

- 01: Ranch Horse- Level 1, Pattern, Sorting, Exam and Roping
- 02: Ranch Horse- Level 2, Pattern, Sorting, Exam and Roping
- 03: Ranch Horse- Level 3, Pattern, Sorting, Exam and Roping
- 04: Ranch Horse- Level 4, Pattern, Sorting, Exam and Roping
- 05: Ranch Horse C2M-Green Horse- Pattern, Sorting
- 06: Showmanship- C2M/Green Horse (All Levels)
- 07: Junior Showmanship 13 & Under
- 08: Senior Showmanship 14 +
- 09: English Equitation- Walk-Trot-HH
- 10: English Equitation- Junior 13 & Under-HH
- 11: English Equitation- Senior 14 + years-HH

Click the 4-H tab and select the correct club



Scroll down and click OK



Next you need to add your 1st horse by clicking the add animal blue button in the Animal(s) box

The screenshot shows a registration form with the following sections:

- Exhibitor:** First Name Last Name Individual
- Department / Division:** 4-H Horse / 1000: Horse Classes
- Make your Club, Animal, and Class selections to continue.**
- Club:** 406 4-H Club
When entering into an Open Class, your club selection will be treated as No Club (Open).
- Animal(s):**
Allowed Animal Types:
 - Horse
 Enter a single animal
 Enter a pen of animals
 I will specify animal(s) later
You do not currently have any eligible animals.
- Class or Classes:**
 - 01: Ranch Horse- Level 1, Pattern, Sorting, Exam and Roping
 - 02: Ranch Horse- Level 2, Pattern, Sorting, Exam and Roping
 - 03: Ranch Horse- Level 3, Pattern, Sorting, Exam and Roping
 - 04: Ranch Horse- Level 4, Pattern, Sorting, Exam and Roping
 - 05: Ranch Horse C2M-Green Horse- Pattern, Sorting
 - 06: Showmanship- C2M/Green Horse (All Levels)
 - 07: Junior Showmanship 13 & Under
 - 08: Senior Showmanship 14 +
 - 09: English Equitation- Walk-Trot-HH
 - 10: English Equitation- Junior 13 & Under-HH
 - 11: English Equitation- Senior 14 + years-HH

Click the drop-down box and click Horse

The screenshot shows the 'Add Animal from Scratch' dialog box overlaid on the registration form. The dialog box contains:

- Animal Owner:** Last Name, First Name
- Animal Type:**
A dropdown menu is open showing 'Horse' as the selected option. Below the dropdown, it says: These are the animal types allowed in the Horse Classes Division.
-

If you are entering multiple horses type the 1st horse's name

The screenshot shows a modal window titled "Add Animal from Scratch" overlaid on a registration page. The modal contains the following fields and options:

- Animal Owner:** A dropdown menu with "Last Name, First Name" selected.
- Animal Type:** A dropdown menu with "Horse" selected.
- Information:** A blue box with an information icon stating: "These are the animal types allowed in the Horse Classes Division."
- Animal Name *:** A text input field containing "1st Horse Name".
- Description:** An empty text input field.
- Buttons:** "Cancel" and "Save" buttons at the bottom right.

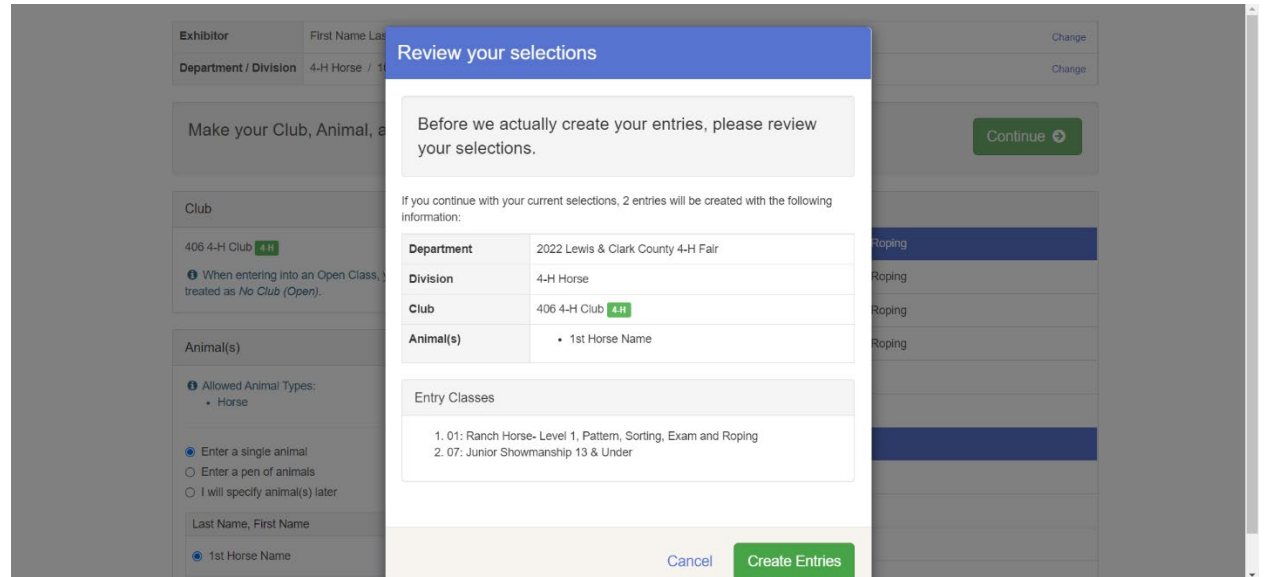
The background page shows the registration form with fields for Exhibitor, Department/Division, Club, and Animal(s). The "Animal(s)" section has radio buttons for "Enter a single animal" (selected), "Enter a pen of animals", and "I will specify animal(s) later".

Then you will choose the correct classes that you plan to enter that specific horse in

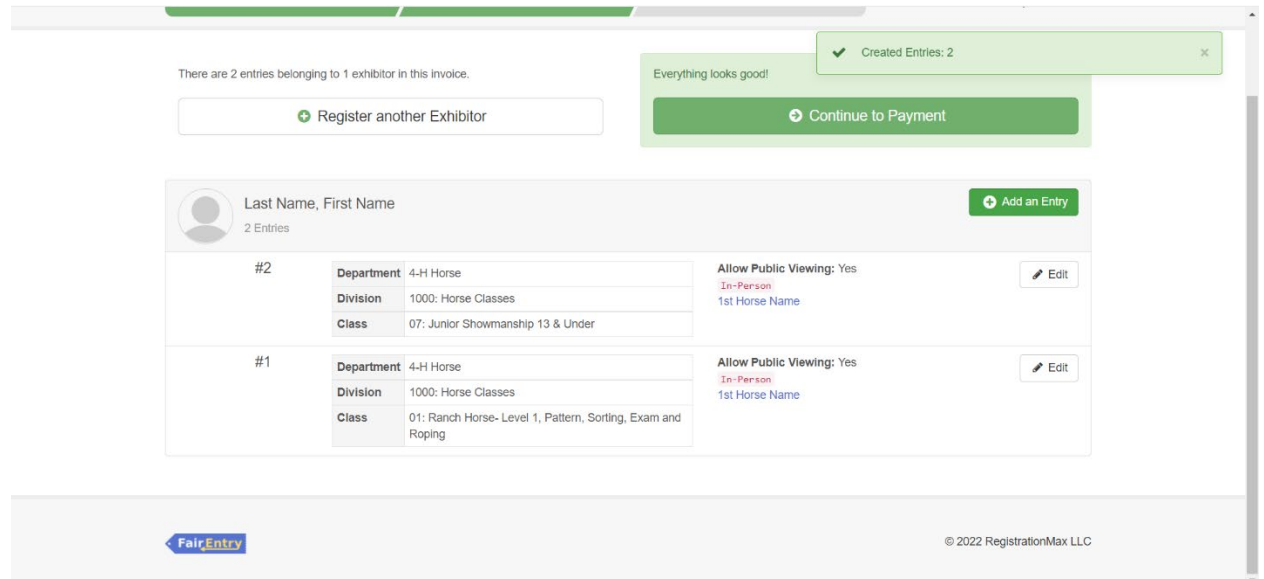
The screenshot shows the "Class or Classes" selection step of the registration process. The page includes the following elements:

- Exhibitor:** First Name Last Name Individual (Change)
- Department / Division:** 4-H Horse / 1000: Horse Classes (Change)
- Instruction:** "Make your Club, Animal, and Class selections to continue." with a "Continue" button.
- Club:** 406 4-H Club (4-H) (Change)
- Animal(s):** Allowed Animal Types: Horse. Radio buttons for "Enter a single animal" (selected), "Enter a pen of animals", and "I will specify animal(s) later". A text input field for "Last Name, First Name" contains "1st Horse Name".
- Class or Classes:** A list of checkboxes for various classes:
 - 01: Ranch Horse- Level 1, Pattern, Sorting, Exam and Roping
 - 02: Ranch Horse- Level 2, Pattern, Sorting, Exam and Roping
 - 03: Ranch Horse- Level 3, Pattern, Sorting, Exam and Roping
 - 04: Ranch Horse- Level 4, Pattern, Sorting, Exam and Roping
 - 05: Ranch Horse C2M-Green Horse- Pattern, Sorting
 - 06: Showmanship- C2M/Green Horse (All Levels)
 - 07: Junior Showmanship 13 & Under
 - 08: Senior Showmanship 14 +
 - 09: English Equitation- Walk-Trot-HH
 - 10: English Equitation- Junior 13 & Under-HH
 - 11: English Equitation- Senior 14 + years-HH

Review the entries for that specific horse and click create entries if it is correct

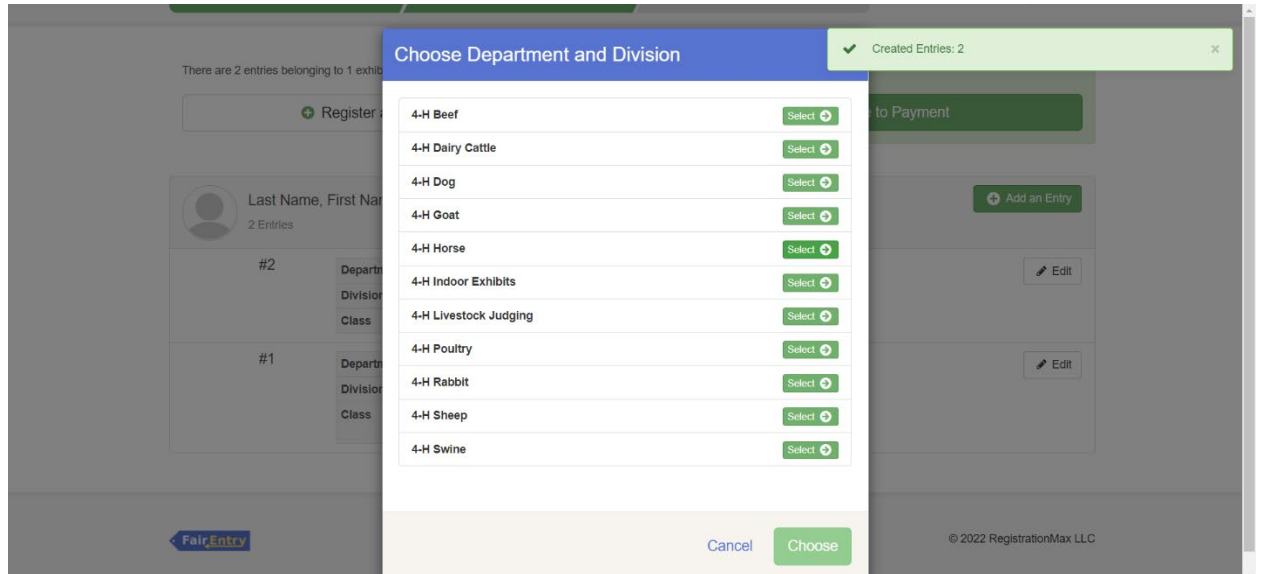


To create entries for a 2nd horse click add entry

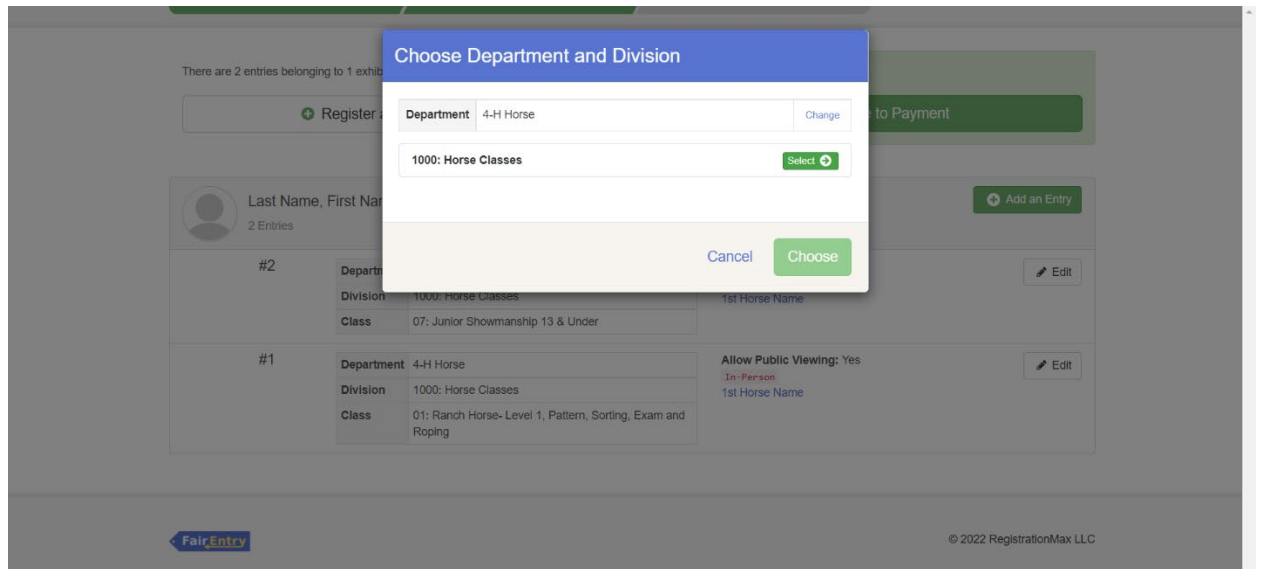


Select 4-H Horse Department

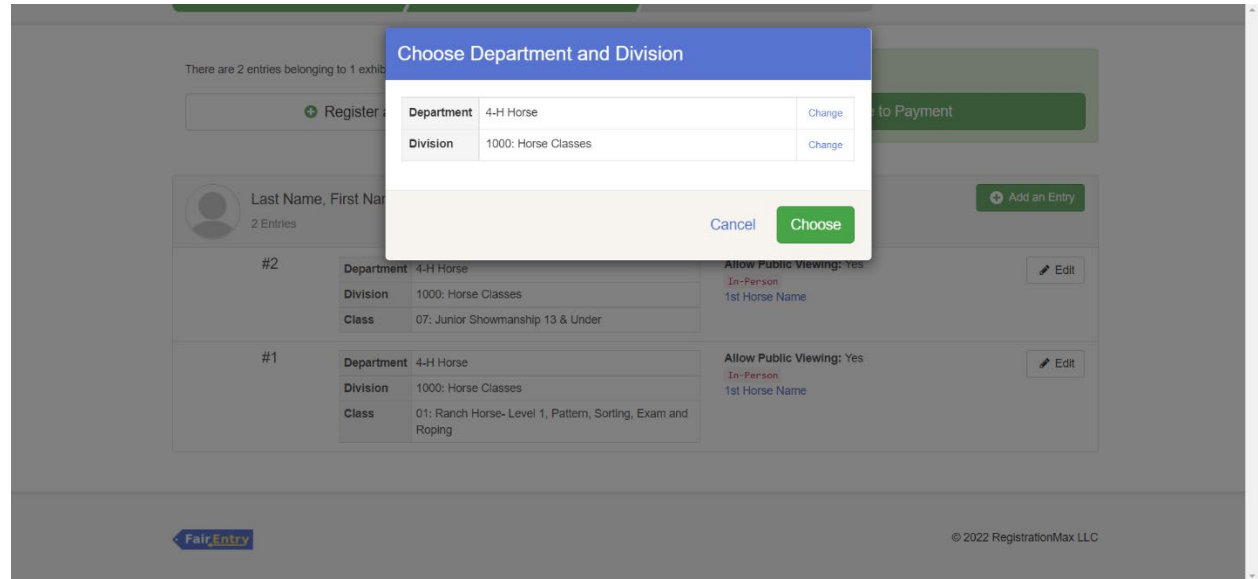
The following example is for the 2nd horse in the Horse Department



Click select and then click choose



Click choose



Next you need to add your 2nd horse by clicking the add animal blue button in the Animal(s) box

Create One or More Entries

| | | |
|-----------------------|--|------------------------|
| Exhibitor | First Name Last Name <small>Individual</small> | Change |
| Department / Division | 4-H Horse / 1000: Horse Classes | Change |

Make your Club, Animal, and Class selections to continue. [Continue](#)

| | |
|--|--|
| Club Change | Class or Classes |
| 406 4-H Club <small>4-H</small> <small>(Selected Previously)</small> | <input type="checkbox"/> 01: Ranch Horse- Level 1, Pattern, Sorting, Exam and Roping |
| <small>When entering into an Open Class, your club selection will be treated as <i>No Club (Open)</i>.</small> | <input type="checkbox"/> 02: Ranch Horse- Level 2, Pattern, Sorting, Exam and Roping |
| | <input type="checkbox"/> 03: Ranch Horse- Level 3, Pattern, Sorting, Exam and Roping |
| | <input type="checkbox"/> 04: Ranch Horse- Level 4, Pattern, Sorting, Exam and Roping |
| | <input type="checkbox"/> 05: Ranch Horse C2M-Green Horse- Pattern, Sorting |
| | <input type="checkbox"/> 06: Showmanship- C2M/Green Horse (All Levels) |
| | <input type="checkbox"/> 07: Junior Showmanship 13 & Under |
| | <input type="checkbox"/> 08: Senior Showmanship 14 + |

| |
|--|
| Animal(s) Add Animal |
| <small>Allowed Animal Types:</small> |
| <ul style="list-style-type: none">Horse |
| <input checked="" type="radio"/> Enter a single animal |
| <input type="radio"/> Enter a pen of animals |

Click the drop-down box and click Horse

The screenshot shows a web application interface for adding an animal. A modal window titled "Add Animal from Scratch" is open. It contains the following fields: "Animal Owner" (a dropdown menu with "Last Name, First Name" selected), "Animal Type" (a dropdown menu with "Horse" selected), and a "Continue" button. A tooltip is visible over the "Horse" option in the dropdown, stating: "These are the animal types allowed in the Horse Classes Division." The background shows a form for creating an animal with fields for "Exhibitor", "Department / Division", "Club", and "Animal(s)".

Type the 2nd horse's name

The screenshot shows the same "Add Animal from Scratch" modal form. The "Animal Type" dropdown is now closed and shows "Horse" selected. The "Animal Name" field is now filled with "2nd Horse Name". The "Description" field is empty. The "Save" button is now visible and highlighted in green. The background shows the same form as the previous screenshot, but with the "Animal Name" field filled.

Then you will choose the correct classes that you plan to enter that specific horse in

Once you have all the classes selected you can click continue

| | |
|-------------------------------------|---|
| <input type="checkbox"/> | 27: Hunter Hack- 2'0" |
| <input type="checkbox"/> | 28: Hunter Hack- 2'3" |
| <input type="checkbox"/> | 29: Hunter Hack- 2'6" |
| <input checked="" type="checkbox"/> | 30: Driving Horse Level 1 |
| <input type="checkbox"/> | 31: Driving Level 2- Ground Driving |
| <input type="checkbox"/> | 32: Driving Horse Level 2- Cart Driving |
| <input type="checkbox"/> | 33: Driving Horse Level 3 |
| <input type="checkbox"/> | 34: Driving Horse Level 4 |
| <input type="checkbox"/> | 35: Bareback- Walk-Trot |
| <input type="checkbox"/> | 36: Bareback- Junior 13 & Under |
| <input type="checkbox"/> | 37: Bareback- Senior 14 + |
| <input type="checkbox"/> | 38: Western Equitation- Walk-Trot-HH |
| <input checked="" type="checkbox"/> | 39: Western Equitation Junior 13 & Under-HH |
| <input type="checkbox"/> | 40: Western Equitation Senior 14 +-HH |
| <input type="checkbox"/> | 41: Western Horsemanship Level 1 |
| <input type="checkbox"/> | 42: Western Horsemanship Level 2 |
| <input type="checkbox"/> | 43: Western Horsemanship Level 3 |

Exhibitors Entries Payment \$25.00

Create One or More Entries

| | |
|-----------------------|---|
| Exhibitor | First Name Last Name <small>Individual</small> Change |
| Department / Division | 4-H Horse / 1000: Horse Classes Change |

Make your Club, Animal, and Class selections to continue. [Continue](#)

Club [Change](#)

406 4-H Club 4-H
(Selected Previously)

When entering into an Open Class, your club selection will be treated as *No Club (Open)*.

Animal(s) [Add Animal](#)

Allowed Animal Types:

- Horse

Class or Classes

| | |
|--------------------------|---|
| <input type="checkbox"/> | 01: Ranch Horse- Level 1, Pattern, Sorting, Exam and Roping |
| <input type="checkbox"/> | 02: Ranch Horse- Level 2, Pattern, Sorting, Exam and Roping |
| <input type="checkbox"/> | 03: Ranch Horse- Level 3, Pattern, Sorting, Exam and Roping |
| <input type="checkbox"/> | 04: Ranch Horse- Level 4, Pattern, Sorting, Exam and Roping |
| <input type="checkbox"/> | 05: Ranch Horse C2M-Green Horse- Pattern, Sorting |
| <input type="checkbox"/> | 06: Showmanship- C2M/Green Horse (All Levels) |
| <input type="checkbox"/> | 07: Junior Showmanship 13 & Under |

Review the entries for that specific horse and click create entries if it is correct

Review your selections

Before we actually create your entries, please review your selections.

If you continue with your current selections, 2 entries will be created with the following information:

| | |
|------------|------------------------------------|
| Department | 2022 Lewis & Clark County 4-H Fair |
| Division | 4-H Horse |
| Club | 406 4-H Club |
| Animal(s) | • 2nd Horse Name |

Entry Classes

- 30: Driving Horse Level 1
- 39: Western Equitation Junior 13 & Under-HH

Cancel Create Entries

If you have everything added, make sure to do one last check. If everything is correct click continue to payment

Exhibitors Entries Payment

Created Entries: 2

There are 4 entries belonging to 1 exhibitor in this invoice.

Register another Exhibitor

Everything looks good!

Continue to Payment

Last Name, First Name
4 Entries

| | | | |
|----|--|--|------|
| #4 | Department: 4-H Horse Division: 1000: Horse Classes Class: 39: Western Equitation Junior 13 & Under-HH | Allow Public Viewing: Yes In-Person 2nd Horse Name | Edit |
| #3 | Department: 4-H Horse Division: 1000: Horse Classes Class: 30: Driving Horse Level 1 | Allow Public Viewing: Yes In-Person 2nd Horse Name | Edit |
| #2 | Department: 4-H Horse Division: 1000: Horse Classes Class: 07: Junior Showmanship 13 & Under | Allow Public Viewing: Yes In-Person 1st Horse Name | Edit |

Click continue

2022 Lewis & Clark County 4-H Fair

Created Entries: 2 \$25.00

Exhibitors > Entries > Payment

1 Review 2 Payment Method 3 Confirm

| Invoice | | Summary | Detail |
|--|--|-----------------------|--------|
| Individual Exhibitor: First Name Last Name | | \$25.00 | |
| | | Total: \$25.00 | |

Continue

FairEntry

© 2022 RegistrationMax LLC

Please read carefully on this page for payment information and then click continue

2022 Lewis & Clark County 4-H Fair

Created Entries: 2 \$25.00

Exhibitors > Entries > Payment

1 Review 2 Payment Method 3 Confirm

Instructions to Pay by Check

If your club is paying your fair fees, please do not pay as you will not be refunded. Please check with your club leader for more information.

If you would like to pay online, please visit bit.ly/lcc4hpay. Please note a 5% fee is assessed for online payments.

To avoid a payment processing fee you can pay cash or check in-person or by mail. Checks should be made out to LCC 4-H Council. Please mail to 100 W. Custer Ave., Helena, MT 59602.

Payments are due Monday, June 27th by 5:00 p.m. at the Extension Office, or 10:59 p.m. online. Please consider the timing if you register close to the due date.

If you need assistance you can contact the office at lewisclark@montana.edu or 406-447-8346

Continue

After reading the agree to terms section carefully click the I agree to the above statement and then click submit

*Once you do this it locks you out until the office approves or rejects the registration

2022 Lewis & Clark County 4-H Fair Foust ▾

Exhibitors > Entries > Payment \$25.00

Review (1) | Payment Method (2) | Confirm (3)

One last step!
Agree to the terms below and press submit.

After you Submit

- Records will be locked to editing awaiting manager approval
- Your credit card will not be charged until a manager approves the records
- If the manager does not approve all the records, the amount charged to the credit card may be less than the amount cited here.

Payment Total

\$25.00
By Check

Instructions to Pay by Check

Instructions to Pay by Check

If your club is paying your fair fees, please do not pay as you will not be refunded. Please check with your club leader for more information.

If you would like to pay online, please visit bit.ly/lcc4hpay. Please note a 5% fee is assessed for online payments.

To avoid a payment processing fee you can pay cash or check in-person or by mail. Checks should be made out to LCC 4-H Council. Please mail to 100 W. Custer Ave., Helena, MT 59602.

Payments are due Monday, June 27th by 5:00 p.m. at the Extension Office. or 10:59 p.m. online. Please consider the timing if you register close to the due date.

Disclaimer: Record Books are required to be checked by project leaders prior to May 31st. FairEntry fees will not be refunded if Record Books were not completed and signed off by project leaders by May 31st. Payment will not be refunded.

Checking this box is agreeing to the terms above.

I agree to the above statement